

# Single Hung Windows

Empire Pacific Single Hung Windows provide a classic style with simple, intuitive operation. Our single hung windows can be combined with other units to create a distinctive look for any home.

With state of the art technology and the highest standards in the business, you can be sure your windows from Empire Pacific Windows will make the perfect match for your home.



*A Perfect Match For Your Home*

# Stylish, durable and energy efficient

**FEEL SAFE AND SECURE:** Our windows are available with two separate lock applications: the dual position cam lock and our positive action Self Lock. Our dual position cam lock is the only lock in the industry which exceeds forced entry testing when opened in the vented position. While our Self Lock allows for a simple yet secure one touch application. So whether you're away on vacation or home at night, you can have peace of mind knowing that Empire Pacific Windows (EPW) Windows and Doors are helping to protect your family and belongings.

## STANDARD FEATURES AND BENEFITS:

- White or Almond Frame
- Fusion welded corners and frames offer superior structural integrity and weather protection
- Dual position cam lock allows for secured, vented position
- Blade Seal weather stripping to reduce air infiltration
- Offset weep system minimizing blow back
- Low-E Glass coatings help block the sun's harmful ultraviolet rays and improve energy efficiency
- Color matched hardware
- Steel reinforced interlock

## OPTIONS:

- Sixteen additional exterior color choices
- Self Lock, with one touch vent closure and auto locking
- High Efficiency glazing system with low conductivity spacer and insulating argon gas
- Wide selection of grid profiles, colors and patterns
- Higher performance Low-E glass
- Coastal package features stainless steel components specifically designed for corrosive, high moisture environments
- Available in two different frame profiles 4200 (3 3/8") and 5200 (2 3/4")
- Baffled weep covers (4200 only)
- Equal Sight Lines for consistent glass reveal


**LIMITED LIFETIME WARRANTY:** All EPW windows and doors come with a limited lifetime transferable warranty. Please see our website for details

**ENVIRONMENTALLY FRIENDLY:** At Empire Pacific Windows (EPW), we believe that beautiful windows and doors should do more than accent your home; they should also help improve your family's quality of life. In keeping with that philosophy, EPW vinyl windows and doors contain no lead or other harmful materials. Moreover, we recycle our glass and vinyl scrap so that it won't end up in our nation's landfills.

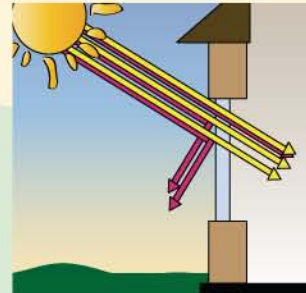


**ENERGY EFFICIENT:** Our state-of-the-art frame designs utilize multiple hollow chambers for increased insulation and technology to reduce heat loss through glass edges and other window components. The result is a thermally efficient window that offers superior resistance to heat transfer and sweating. In addition, all EPW windows and doors meet or exceed AAMA, NFRC standards.

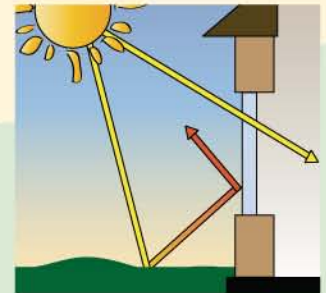
## Advantages of Low E Glass



In the winter, Low E lets in the radiant heat provided by the sun and keeps heat from escaping for a warmer home.



With Superior Clarity Low E glass will brighten your home while offering you protection from most harmful UV Rays.



In the summer, radiant heat from the sun is blocked from entering your home, reducing your cooling costs

### WINDOW CONFIGURATION (OUTSIDE VIEW)



### PERFORMANCE DATA

Test Size 44" x 77"	PC LC40	AI 0.10 CFM	WR 6.0 psf	Uval .34	VLT .57	SHG .30
------------------------	------------	----------------	---------------	-------------	------------	------------

PC= Performance Class      AI=Air infiltration      WR=Water Resistance  
Uval= U-Value                  VLT=Visible Light Value      SHG= Solar Heat Gain

\* Data based on windows with standard low E glass, standard spacer and 4200 frame